

ANNUAL REPORT ON CONCURRENT EDUCATION

Under Arkansas Code §6-18-223, a public-school student who is enrolled in an Arkansas public school system and has successfully completed the eighth grade is eligible to enroll in a public two-year or four-year institution of higher education to complete a college course for *high school* and *college credit*. Concurrent enrollment allows students to obtain credit toward a high school diploma at the same time they earn college credit. Concurrent enrollment can be taught on a high school campus, college campus, or by distance/digital technology.

This report will focus on the state of concurrent education among Arkansas postsecondary institutions in academic year AY2024 and comparison data from AY2020 through AY2024.

INSTITUTIONAL REQUIREMENTS FOR CONCURRENT CREDIT

Program Accreditation/Authorization

If a postsecondary institution offers a concurrent credit course(s) on a high school campus taught by a high school teacher, the postsecondary institution must be accredited by the National Alliance of Concurrent Enrollment Partnerships (NACEP) or approved by the Arkansas Higher Education Coordinating Board (AHECB) to offer courses, including courses offered via distance technology, for concurrent credit. A listing of all institutions that are accredited/approved by NACEP or AHECB is listed at the end of this report.

Concurrent Credit Courses

Concurrent credit courses should be freshman-level and/or sophomore-level college/university courses, or in select cases upper-level courses, approved through the established process of an institution and included in the institutional catalog. General education courses offered for concurrent credit should be listed in the Arkansas Course Transfer System (ACTS). Students taking general education courses that are not part of the Arkansas Course Transfer System must be informed by the institution and high school that the course may not transfer to another college or university. A list of the career and technical education (CTE) courses offered for concurrent credit must be attached to the signed Memorandum of Understanding (MOU) between the high school/school district and the college/university.

The course offered for concurrent credit must meet the same standards as college courses taught on the college/university campus. Students can earn college credit and/or up to one unit of high school credit for successful completion of each general education concurrent course and each blended AP/concurrent course that is a minimum of 3 semester credit hours. Students can earn college credit and/or up to one unit of high school credit for successful completion of each CTE course that is a minimum of 3 semester credit hours.

The college/university administration must exercise direct oversight of all aspects of the concurrent course, including participation in the faculty selection, orientation, professional development, and evaluation processes.

Concurrent Course Ownership

Postsecondary institutions must demonstrate “ownership” of any course offered for concurrent credit for which students are reported.

Ownership of courses means that the college/university will:

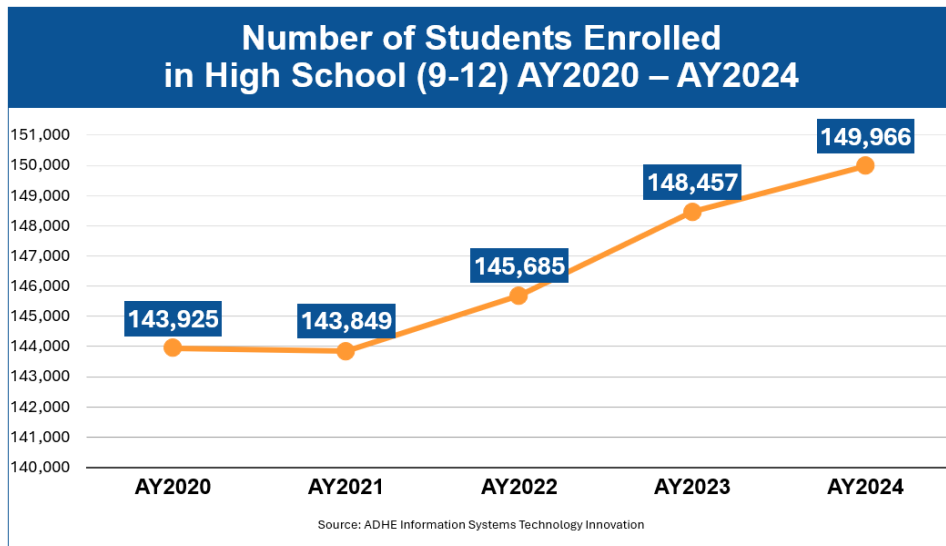
- Provide the instructors with appropriate training and orientation in course curriculum, assessment criteria, course philosophy, and administrative requirements after approval of the instructors to teach the college/university courses.
- Ensure that instructors receive continuing collegial interaction with college faculty through professional development, required seminars, and site visits. These interactions will address topics such as course content, course delivery, student learning assessment, in-class evaluation, and professional development in the field of study.
- Ensure that students have the opportunity to utilize institutional resources including the college/university library and academic advising on the college/university campus.

Simply awarding college credit to students who are enrolled in concurrent courses offered by a sponsoring college/university does not meet the principle of “course ownership” as described above.

AY24 CONCURRENT EDUCATION SUMMARY

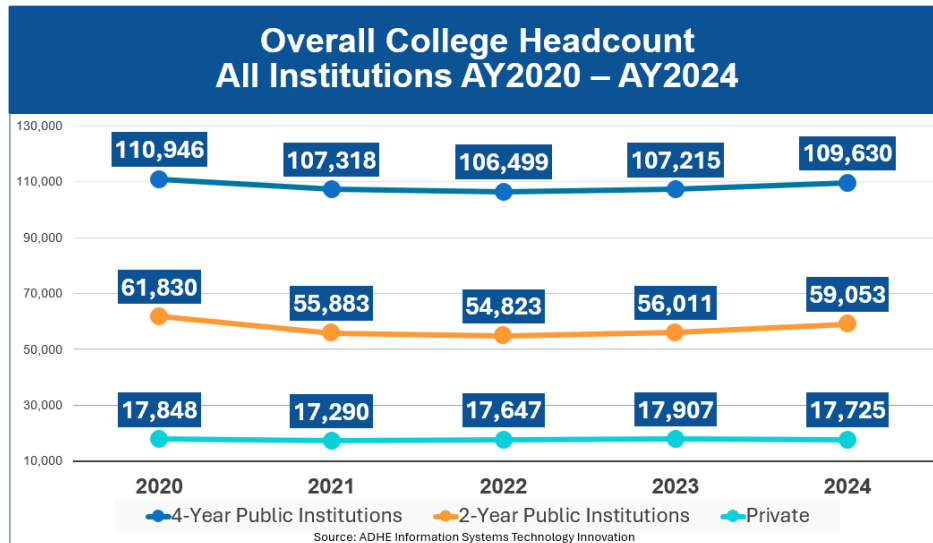
High school student enrollment sets the stage for the growth and potential of concurrent enrollment across the state. For the last two years, the overall number of students enrolling in high school has increased. The percentage of high school enrollment has increased, by 4.1% over the past five years, when comparing AY2020 to AY2024.

Graph 1 details the number of all high school students (9-12 grade) enrolled by academic year 2024. As the graph notes, the number of high school students has increased steadily over a three-year period, particularly increasing 1.28% in AY2022, 1.90% in AY2023, and 1.02% in AY2024.



Graph 1: Number of Students Enrolled in High School, grades 9-12.

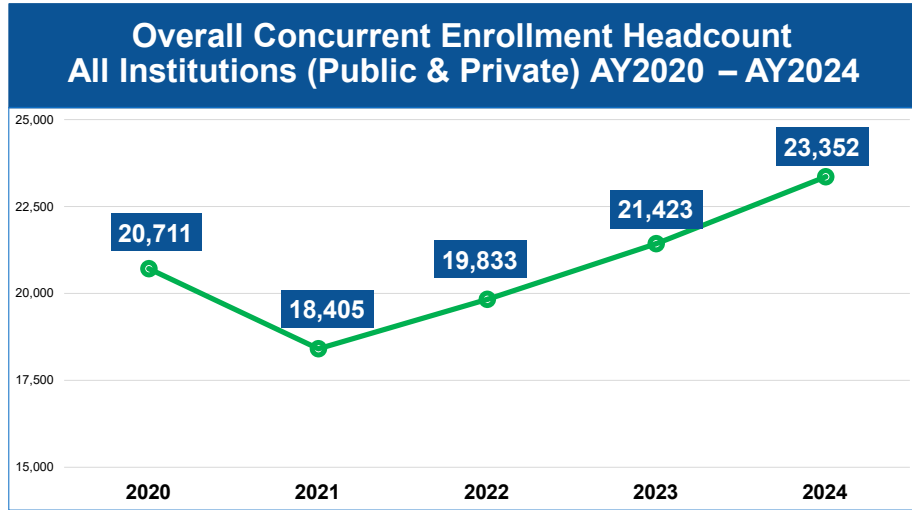
Overall college student headcount trends are meaningful to consider because these enrollment numbers are inclusive of concurrent students. Graph 2 below highlights the number of overall college headcount within 3 sectors: 4-year public, 2-year public, and private institutions during a five-year timeframe. Overall growth has been steady over the last two years; however, the headcount numbers are slightly lower than AY2020 headcounts. If you compare academic years, AY2020 compared to AY2024, for 4-year public institutions, there was a -1.19% decrease, 2-year institutions, there was a -4.49% decrease, and private institutions, there was a -0.69% decrease compared to AY2020 enrollment.



Graph 2: Overall College Headcount, All Institutions AY2020 – AY2024.

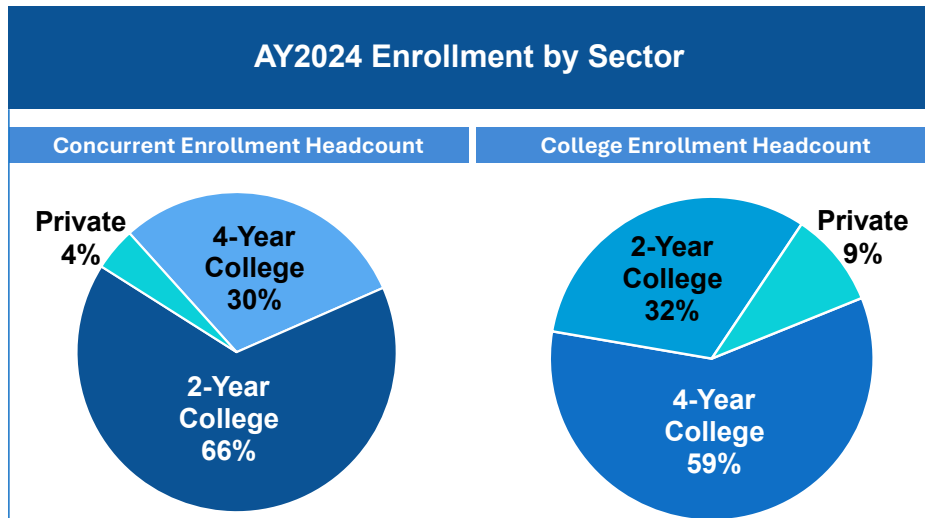
STATE OF CONCURRENT EDUCATION IN ARKANSAS

The state continues to experience increased gains in the total number of postsecondary concurrent enrollments, post-pandemic. Graph 3 details growth of overall concurrent enrollment headcounts for all types of institutions across the state. In retrospect, comparing AY2020 to AY2024, there was a 12.75% increase of students enrolled in concurrent education.



Graph 3: Overall Concurrent Enrollment Headcount, All Institutions (Public & Private) AY2020 – AY2024.

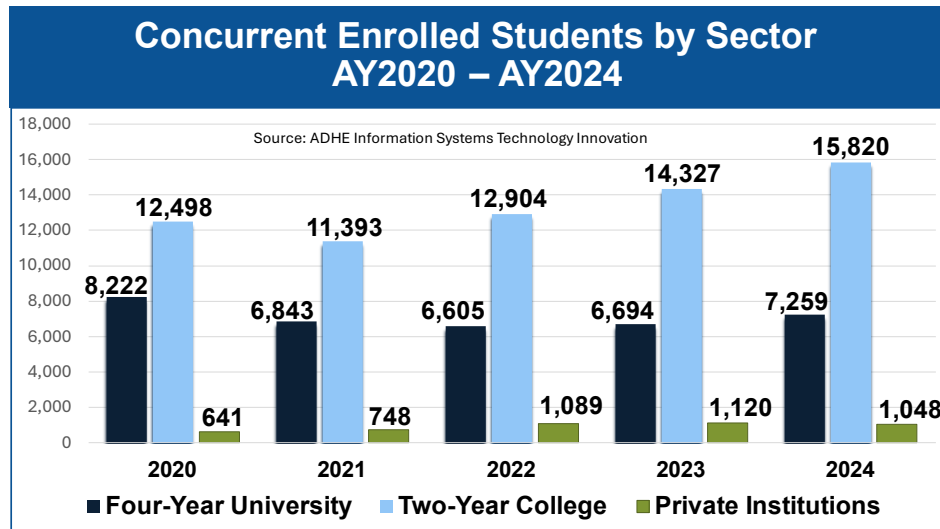
In comparison, Graph 4, AY2024 enrollment by sector details the percentage of concurrent enrolled students, grades 9-12 and the percentage of college enrolled students, within each respective institution type. The Concurrent Enrollment Headcount graph details a significant percentage (66%) of 9-12 high students are enrolled in concurrent credit at 2-Year colleges across the state. Conversely, 2-Year colleges enroll a smaller percentage (32%) of overall college enrollment headcount.



Graph 4: AY2024 Enrollment by Sector, Comparing Concurrent Enrollment to College Enrollment.

The percentages shown in Graph 5 reflect the diverse nature of student populations across sectors; both concurrent and college enrollment has growth potential. Although there are several reasons why 2-year colleges have experienced concurrent enrollment growth, some possible considerations are expanded concurrent offerings and flexible course modality options.

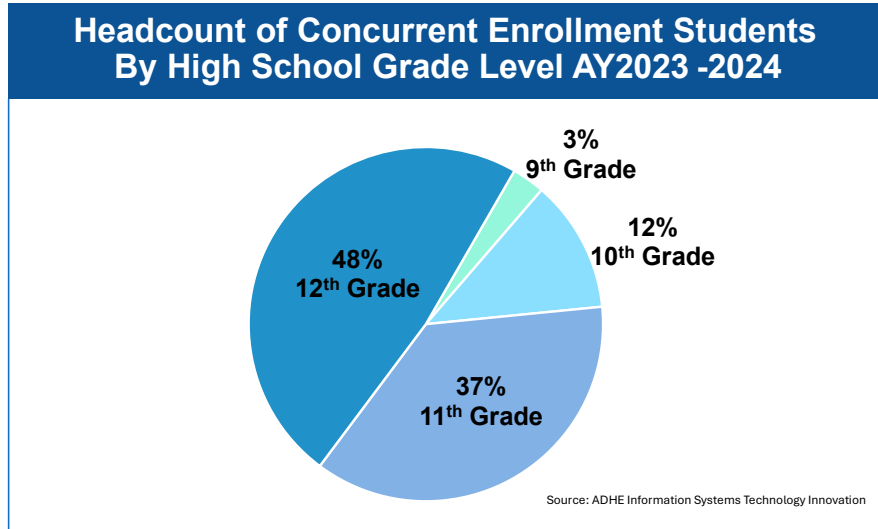
When comparing 5-year concurrent enrollment trends by sector, the 4-year public college concurrent enrollments have experienced a -11.71% decrease since AY2020. In contrast, the 2-year public college concurrent enrollments have experienced a 26.58% increase since AY2020.



Note: # of concurrent students enrolled by sector may be duplicated if they attended more than one sector.

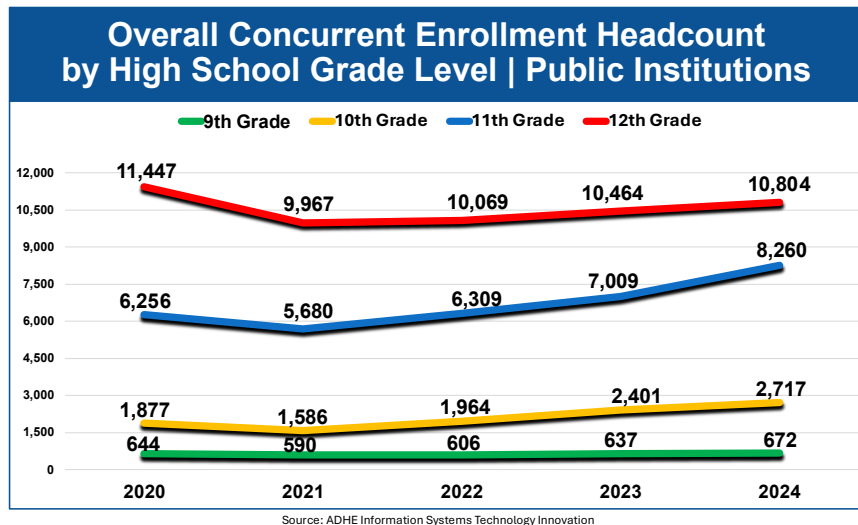
Graph 5: Number of Concurrent Enrolled Students by Sector.

The majority of concurrent students taking courses at public colleges and universities were in twelfth grade, with 85% in either eleventh or twelfth grade during AY2023-2024. Furthermore, Graph 6 highlights the concurrent enrolled high school students within each grade level, 9-12. The breakdown shown below is approximately 48% twelfth grade, 37% eleventh grade, 12% tenth grade, and 3% ninth grade concurrent students.



Graph 6: Headcount of Concurrent Enrollment Students by High School Grade Level, AY2023 - 2024.

Graph 7 details a five-year trend of the number of high school students (9-12) enrolled in concurrent credit. While all grade levels have increased enrollment over the past three years, some grades have experienced more growth. Although twelfth grade continues to experience the largest participation in concurrent enrollment, in comparison to AY2020 to AY2024, this grade level has seen a -5% decrease. Conversely, eleventh and tenth grades have seen increases in the amount of 24% and 30%, respectively.



Graph 7: Overall Concurrent Enrollment Headcount by High School Grade Level, Public Institutions.

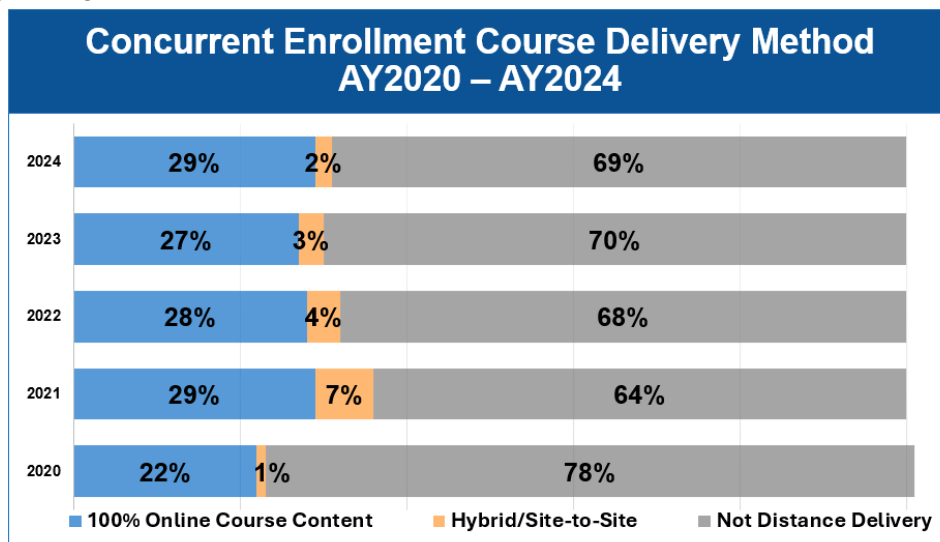
The increased enrollment of concurrent credit will be dependent on all ethnicities continuing to grow. As shown in Graph 8, some concurrent student populations remain underrepresented, however during AY2024, both the Hispanic and Black populations, experienced a percentage growth in concurrent enrollment over the past three years.

Concurrent Enrollment Headcount by Ethnicity AY2020 – AY2024					
Race/Ethnicity	2020	2021	2022	2023	2024
Asian	338 1.67%	377 2.12%	384 2.03%	406 1.98%	460 2.05%
Black	2,316 11.45%	1,535 8.61%	1,839 9.71%	2,135 10.41%	2,442 10.88%
Hispanic	1,764 8.72%	1,595 8.95%	1,712 9.04%	2,038 9.94%	2,373 10.57%
Other*	1,267 6.26%	1,332 7.47%	1,246 6.58%	1,282 6.25%	1,397 6.22%
White	14,539 71.89%	12,984 72.85%	13,767 72.66%	14,650 71.43%	15,781 70.28%

**Other* includes small populations of students as American Indian, Hawaiian, Multi-Racial (two or more races), Non-US Resident, or Unknown. Source: ADHE Information Systems Technology Innovation

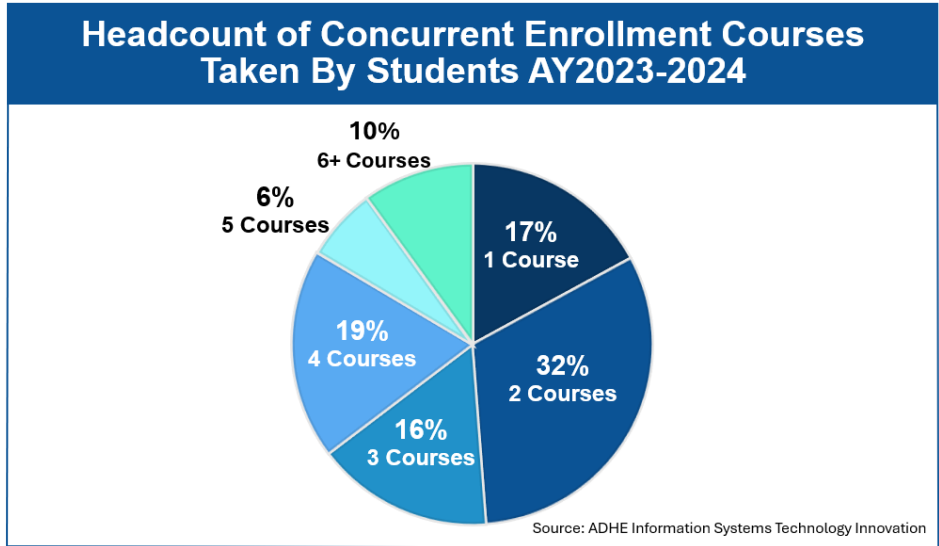
Graph 8: Concurrent Credit Enrollment Headcount by Ethnicity.

Since most institutions offer general education courses (which are included in the Arkansas Course Transfer System (ACTS)) and Career and Technical Education (CTE) courses, concurrent students have a vast array of course offerings based on their needs. Graph 9 shows concurrent course delivery method percentages from AY2020-AY2024.



Graph 9: Concurrent Enrollment Course Delivery Method.

For AY2023 - 2024, 65% of students enrolled in at least 3 or fewer concurrent courses. 3,710 (16%) enrolled 15 or more credit hours potentially earning at least one semester of college credit in one year of high school.



Graph 10: Concurrent Enrollment Course Delivery Method.

Arkansas public institutions offer diverse concurrent enrollment courses across a wide range of subject areas and degree programs. Highlighted in Graph 11, many high school students enroll in general education courses which are guaranteed to be transferable through the ADHE Arkansas Course Transfer System (ACTS). The area with the largest number of enrollments is within the (22) English Language and Literature/Letters CIP Code.

Concurrent Enrollment General Academic Programs by CIP Code AY2020 – AY2024

CIP Category	AY20	AY21	AY22	AY23	AY24
22 - English Language and Literature/Letters	13,007	12,025	12,419	13,143	13,761
27 - Mathematics and Statistics	7,668	7,067	7,206	7,390	7,515
51 - Health Services/Allied Health/Health Sciences, General.	4,975	4,816	5,123	4,917	5,962
54 - History	2,510	2,174	2,122	3,055	3,398
47 - Mechanics and Repairers, General.	1,871	1,913	2,102	2,090	2,403
48 - Precision Production Trades, General.	1,390	1,356	1,510	1,907	2,354
24 - Liberal Arts and Sciences, General Studies and Humanities	1,408	1,415	1,487	1,517	1,715
26 - Biological and Biomedical Sciences	1,241	1,203	1,277	1,442	1,479
09 - Communication, Journalism, and Related Programs	820	1,003	1,008	1,088	1,348
50 - Visual and Performing Arts	1,829	1,413	1,258	1,293	1,342
Other Fields	2,965	2,373	2,574	2,786	3,222

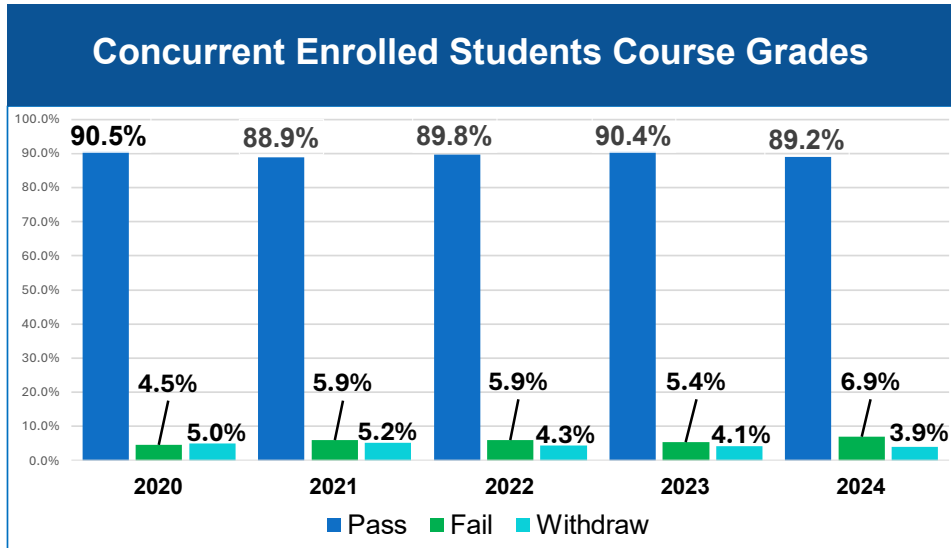
Graph 11: Concurrent Enrollment General Academic Programs by CIP Code, AY2020-AY2024.

Furthermore, according to Graph 12, enrollment in most Career and Technical Education (CTE) CIP categories has increased over the last three-year period, yet the numbers show a slight decline during AY2021. The most common Career and Technical Education CIP Category courses in Arkansas are in (51) Health Services/Allied Health, followed by (47) Mechanics, and (48) Precision Production Trades.

Concurrent Enrollment Career and Technical Education Programs by CIP Code AY2020 – AY2024					
CIP Category	AY20	AY21	AY22	AY23	AY24
51 - Health Services/Allied Health/Health Sciences, General.	4,502	3,897	5,207	5,680	6,616
47 - Mechanics and Repairers, General.	2,690	1,994	2,753	3,161	4,145
48 - Precision Production Trades, General.	2,749	2,153	2,716	3,212	3,634
46 - Construction Trades, General.	461	527	972	1,112	1,423
52 - Business, Management, Marketing, and Related Support Services	1,089	843	1,065	966	1,289
14 - Engineering Technologies/Technicians, General.	558	454	664	868	1,189
Computer and Information Sciences and Support Services	1,001	825	917	890	948
43 - Homeland Security, Law Enforcement, Firefighting and Related Protective Services	1,380	789	1,002	720	695
13 - Education	255	147	143	753	566
12 - Personal and Culinary Services	831	363	296	464	493
Other CTE Fields	2,542	2,168	1,936	1,977	2,308

Graph 12: Concurrent Enrollment Career and Technical Education Programs by CIP Code, AY2020-AY2024.

Within Graph 13, the overall pass rate for students enrolled in concurrent courses in AY2024 was 89.2%, with a decrease of 1.3% over the last five years. Unfortunately, the percentage of students who failed concurrent courses increased over time, while the percentage of students who withdrew has decreased.



Source: ADHE Information Systems Technology Innovation

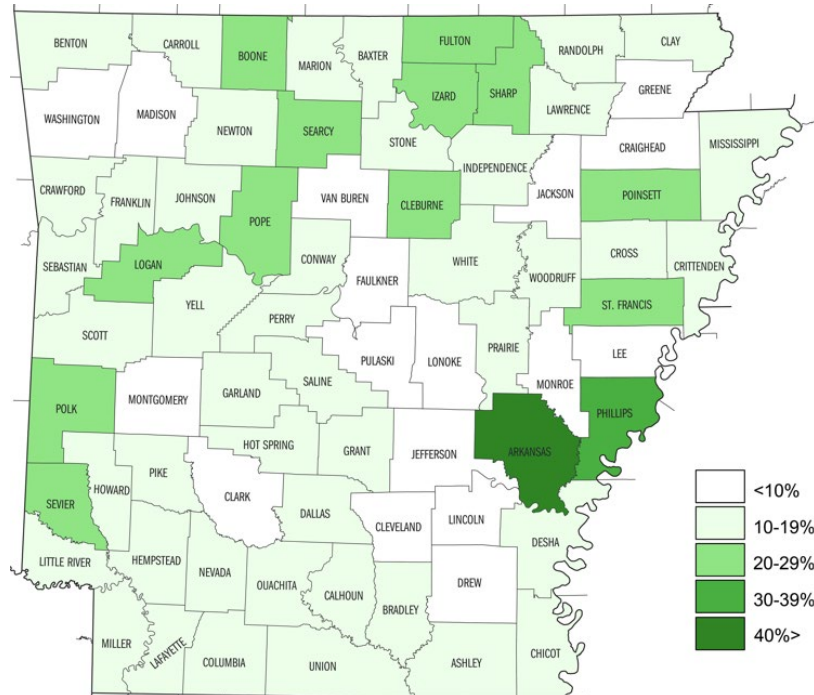
Graph 13: Concurrent Enrolled Students Course Grades, AY2020-AY2024.

According to Graph 14, 91.1% of concurrent enrolled students received a passing grade of an A, B, or C in General education courses, which are often identified as Gateway courses, such as Math, English, and History.

Concurrent Enrollment Grades AY2020 – AY2024					
Academic Type	2020	2021	2022	2023	2024
General Education Course					
Pass	92.9%	90.8%	91.5%	91.9%	91.1%
Fail	3.6%	4.7%	4.6%	4.4%	5.5%
Withdraw	3.5%	4.5%	3.9%	3.6%	3.4%
Career Technical Education (CTE) Course					
Pass	84.8%	83.8%	85.1%	86.7%	84.8%
Fail	7.0%	9.5%	9.5%	8.1%	10.2%
Withdraw	8.2%	6.7%	5.4%	5.2%	5.0%
Advanced Placement/Concurrent Blend					
Pass	94.3%	94.1%	95.6%	95.1%	94.7%
Fail	3.4%	2.6%	2.4%	2.4%	2.5%
Withdraw	2.3%	3.3%	2.0%	2.6%	2.8%

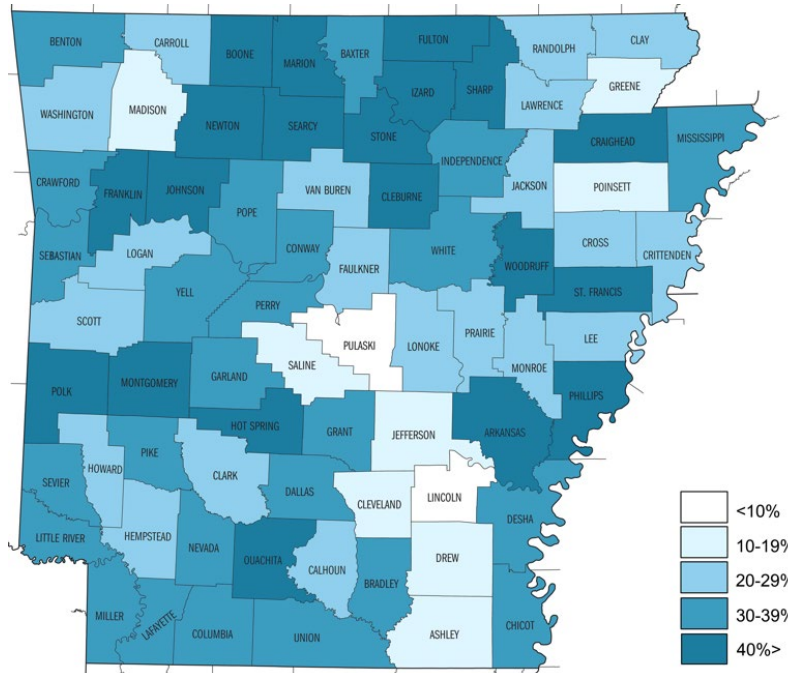
Graph 14: Concurrent Enrollment Grades, AY2020-AY2024.

Map 1 detailed below shows the percentage of AY2024 9-12 grade high school students who enrolled in concurrent by county. Arkansas County had 40% or greater and Phillips County shows 30% - 39% AY2024 9-12 grade high school students enrolled in concurrent.



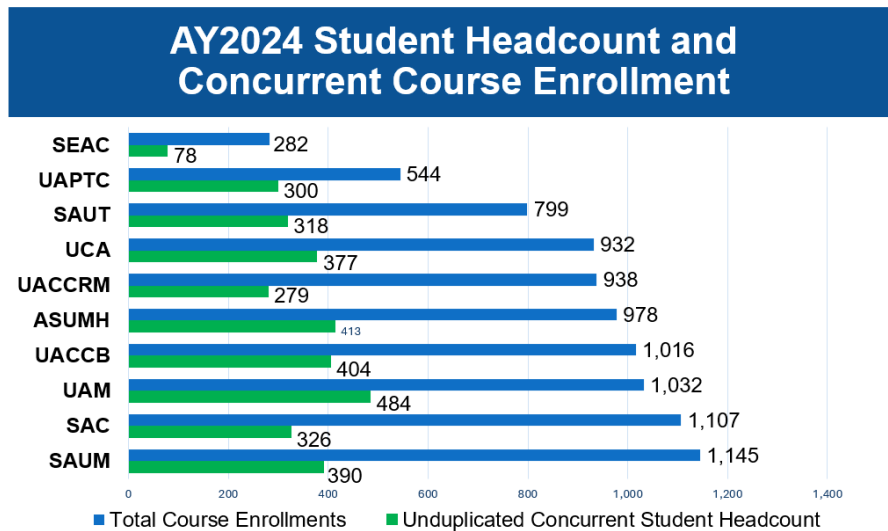
Map 1: AY2024 Percentage of 9-12 High School Students Enrolled in Concurrent by County.

Conversely, Map 2, displays the AY2024 percentage of high school graduates who took concurrent by County. 20 Arkansas Counties have graduated 40% or more students who took concurrent credit while in high school during the AY2023-2024 school year. Whereas 25 counties showed 30-39% of graduates took concurrent.

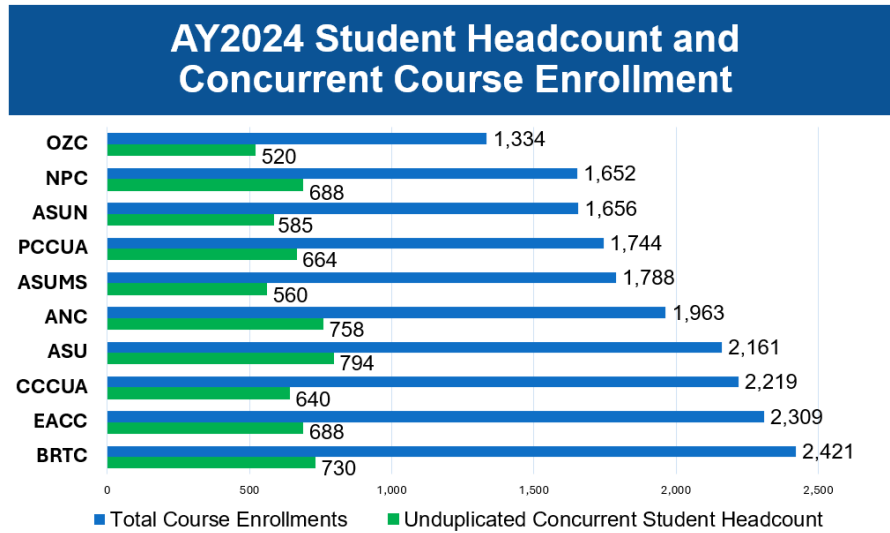


Map 2: AY2024 Percentage of High School Graduates Who Took Concurrent by County.

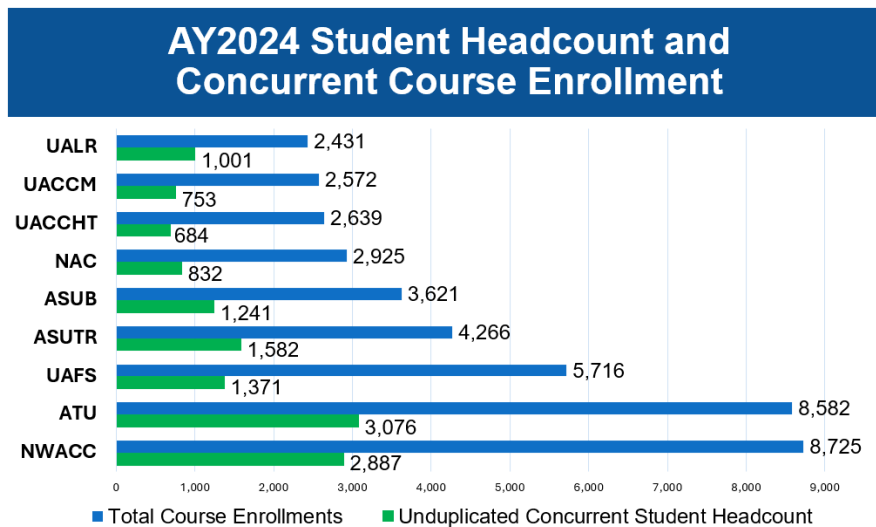
Graphs 15, 16, and 17, show AY2024 total course enrollments and concurrent student headcounts for each public institution in Arkansas, sorted by lowest to highest total course enrollment. Please note, the scale for each of the following three graphs has been adjusted to provide better visuals.



Graph 15: AY2024 Student Headcount and Concurrent Course Enrollment by Institution.



Graph 16: AY2024 Student Headcount and Concurrent Course Enrollment by Institution.



Graph 17: AY2024 Student Headcount and Concurrent Course Enrollment by Institution.

Concurrent Graduate Data

Within Table 1, the college-going rate for all high school graduates has decreased over a six-year period from 51.0% in AY2017 to 42.1% in AY2022. Also, college-going rates for students who took concurrent credit are marginally higher than for students who did not take concurrent credit. Fall to fall retention rates are significantly higher for students who took concurrent credit, than for students who did not take concurrent credit.

Concurrent Credit Graduates Overview					
High School Graduation Year	College Going Rate			Fall to Fall Retention	
	% of HS grads who attended the Fall term after graduation	% of students who took concurrent	% of students who <u>did not</u> take concurrent	% of students who took concurrent	% of students who <u>did not</u> take concurrent
2022	42.1%	51.0%	49.0%	81.4%	66.6%
2021	42.1%	51.9%	48.2%	79.7%	64.9%
2020	44.2%	53.5%	46.6%	76.7%	61.3%
2019	48.5%	52.6%	47.4%	79.6%	63.9%
2018	49.6%	51.4%	48.6%	79.4%	65.4%
2017	51.0%	51.4%	48.7%	79.9%	65.9%

Source: ADHE Information Systems Technology Innovation

Table 1: Concurrent Credit Graduates Overview.

For the following table, the time to degree rate is set at 150% or 6 years. Table 2 compares percentages of concurrent students who completed their first credential compared to those students who did not take concurrent credit and as displayed, students who took concurrent credit fared far better overall by nearly 11%. Concurrent students also fared better overall when looking specifically at finishing bachelor’s degrees.

Concurrent Credit Completion Comparisons					
High School Graduation Year	Time to Degree Completion (150% = 6 years)	Students Who Finished Any Type of Credential		Students Who Finished Bachelor Degree or Higher Credential	
		% of students who finished their credential who took concurrent	% of students who finished credential who <u>did not</u> take concurrent	% of students who finished Bachelor or higher who took concurrent	% of students who finished Bachelor or higher who <u>did not</u> take concurrent
2017	6	32.2%	20.9%	68.3%	58.8%
2016	6	30.8%	21.9%	70.1%	60.0%
2015	6	29.3%	22.9%	69.7%	60.7%

Source: ADHE Information Systems Technology Innovation

Table 2: Concurrent Credit Completion Comparisons.

Annual Report Concurrent Education Appendices

- Appendix A AY2020 – AY2024 Public Institution Total Course Enrollments
- Appendix B Accredited by National Alliance of Concurrent Enrollment Partnerships (NACEP)
- Appendix C Arkansas Institutions Approved by Arkansas Higher Education Coordinating Board
- Appendix D Listing of MOUs for 2024-2025 Academic Year
- Appendix E 2023-2024 Listing of Tuition Amounts Charged to Students from AHECB Institutions

**Appendix A
AY2020 – AY2024 Public Institution Total Course Enrollments**

Institution	2020	2021	2022	2023	2024	4-yr Change
	Total Enrollments	Total Enrollments	Total Enrollments	Total Enrollments	Total Enrollments	
UA System						
UAFS	5,319	4,836	5,010	4,961	5,716	7.5%
UALR	3,630	2,896	2,919	2,904	2,431	-33.0%
UAM	887	694	654	813	1,032	16.3%
UAPB	25	91	9			-100.0%
CCCUA	2,216	1,975	1,791	1,958	2,219	0.1%
PCCUA	2,112	1,160	1,608	1,417	1,744	-17.4%
UACCB	1,401	1,124	993	947	1,016	-27.5%
UACCHT	1,791	1,594	1,600	2,013	2,639	47.3%
UACCM	736	764	1,072	1,152	2,572	249.5%
UACCRM	831	872	691	790	938	12.9%
UAPTC	1,563	784	371	627	544	-65.2%
ASU System						
ASU	2,355	2,371	2,365	2,026	2,161	-8.2%
HSU	1,681	17	30	29		-100.0%
ASUB	2,447	2,401	2,941	3,610	3,621	48.0%
ASUMH	1,018	1,097	1,028	1,063	978	-3.9%
ASUMS	2,156	1,772	1,581	1,642	1,788	-17.1%
ASUN	1,616	1,591	1,721	1,207	1,656	2.5%
ASUTR	862	1,936	3,625	3,972	4,266	394.9%
Independents						
ATU	9,418	8,460	7,740	7,841	8,582	-8.9%
SAUM	1,038	857	1,011	1,000	1,145	10.3%
UCA	899	787	938	858	932	3.7%
ANC	1,407	1,327	1,576	1,694	1,963	39.5%
BRTC	1,146	1,115	1,450	2,388	2,421	111.3%
EACC	1,259	853	1,315	2,065	2,309	83.4%
NAC	1,195	1,386	2,366	2,687	2,925	144.8%
NPC	1,306	1,199	1,069	1,059	1,652	26.5%
NWACC	6,033	5,889	6,333	8,266	8,725	44.6%
OZC	1,027	1,001	1,285	1,154	1,334	29.9%
SAC	910	837	883	1,001	1,107	21.6%
SAUT	1,177	664	836	819	799	-32.1%
SEAC	566	421	658	265	282	-50.2%
Grand Total	60,027	52,771	57,469	62,228	69,497	15.8%



Appendix B

Arkansas Institutions Accredited by the National Alliance of Concurrent Enrollment Partnerships (NACEP)

Institution	Concurrent Enrollment Partnership	Initially Accredited	Reaccredited	Accredited Through Academic Year
Arkansas State University Beebe	Concurrent Enrollment	2009	2017	2024-2025
Arkansas State University Jonesboro	Concurrent Classes	2010	2017	2024-2025
Arkansas State University Newport	Concurrent Enrollment Program	2009	2016	2023-2024
Arkansas State University Three Rivers	Concurrent Enrollment Program	2009	2024	2030-2031
National Park College	Concurrent High School Student	2010	2017	2024-2025
North Arkansas College	Concurrent Enrollment Partnership	2012	2019	2026-2027
Northwest Arkansas College	Early College Experience	2012	2019	2023-2024
Phillips Community College	Concurrent Enrollment	2010	2017	2024-2025
Southern Arkansas University-Magnolia	Concurrent Enrollment Program	2010	2017	2024-2025
University of Arkansas Community College at Batesville	UACCB Concurrent Credit	2012	2019	2026-2027
University of Arkansas Hope-Texarkana	Your Bridge to College Concurrent Enrollment Program	2011	2017	2024-2025
University of Arkansas-Little Rock	High School Concurrent Enrollment Program	2009	2017	2024-2025
University of Central Arkansas	Concurrent Enrollment Program	2012	2019	2026-2027



Appendix C

Arkansas Institutions approved by the Arkansas Higher Education Coordinating Board

Institution	Concurrent Enrollment Partnership	Initially Accredited	Reaccredited	Accredited Through Academic Year
Arkansas Northeastern College	Concurrent Courses	2015	2020	2024-2025
Arkansas State University Mid-South	Concurrent Courses	2015	2020	2024-2025
Arkansas State University Mountain Home	Concurrent Courses	2015	2020	2024-2025
Arkansas Tech University	Concurrent Courses	2015	2020	2024-2025
Arkansas Tech University Ozark	Concurrent Courses	2015	2020	2024-2025
Black River Technical College	Concurrent Courses	2015	2020	2024-2025
Cossatot Community College	Concurrent Courses	2015	2020	2024-2025
East Arkansas Community College	Concurrent Courses	2015	2020	2024-2025
Henderson State University	Concurrent Courses	2015	2020	2024-2025
Ozarka College	Concurrent Courses	2015	2020	2024-2025
Shorter College	Concurrent Courses	2019		2023-2024
South Arkansas College	Concurrent Courses	2015	2020	2024-2025
Southeast Arkansas College	Concurrent Courses	2015	2020	2024-2025
Southern Arkansas University Tech	Concurrent Courses	2015	2020	2024-2025
University of Arkansas at Fort Smith	Concurrent Courses	2015	2020	2024-2025
University of Arkansas at Monticello	Concurrent Courses	2015	2020	2024-2025
University of Arkansas at Pine Bluff	Concurrent Courses	2015	2020	2024-2025
University of Arkansas Community College at Morrilton	Concurrent Courses	2015	2020	2024-2025

Institution	Concurrent Enrollment Partnership	Initially Accredited	Reaccredited	Accredited Through Academic Year
University of Arkansas Community College at Rich Mountain	Concurrent Courses	2015	2020	2024-2025
University of Arkansas Pulaski Technical College	Concurrent Courses	2015	2020	2024-2025
Champion Christian College	Concurrent Courses	2022		2026-2027
Harding University	Concurrent Courses	2021		2025-2026
Ouachita Baptist University	Concurrent Courses	2021		2025-2026
Crowley's Ridge College	Concurrent Courses	2021		2025-2026
Central Baptist College	Concurrent Courses	2022		2026-2027
Baptist Health College – Little Rock	Concurrent Courses	2024		2028-2029

Appendix D

Listing of MOUs for 2024-2025 Academic Year

Arkansas Public Colleges and Universities Offering Concurrent Courses
at Arkansas High Schools

Four-Year Institutions

Arkansas State University-Jonesboro (www.astate.edu/)

Arkansas Virtual Academy	Jonesboro High School
ARTS Academy High School	McGehee High School
Bentonville Schools	Nettleton Schools
Central High School	Paragould High School
Lavaca High School	Ridgefield Christian
Corning High School	Valley Springs High School
Gravette High School	Valley View High School
Greene County Tech High School	Westside High School
Jessieville High School	

Arkansas Tech University (www.atu.edu/)

Alma High School	Greenwood High School
Arkansas School for the Blind & Visually Impaired	Guy Perkins High School
Bauxite High School	Magazine High School
Cedarville High School	Mansfield High School
Charleston High School	Ozark High School
Clarksville High School	Russellville High School
County Line High School	South Side Bee Branch
Dardanelle High School	Van Buren High School
Dover High School	Virtual Arkansas Concurrent Campus
	Western Yell County High School

Southern Arkansas University (www.saum.edu)

Arkansas Connections Academy	Comm. Central Academy
Arkansas Virtual Academy	DeSoto High School
Baptist Preparatory School	Emerson High School
Benton Harmony Grove High School	Glen Rose High School
Bradley High School	Gurdon High School
Columbia Christian School	Magnolia High School

University of Arkansas – Fort Smith (www.uafs.edu)

ASMSA	Greenwood School District
Booneville School District	Hackett School District
Cedarville School District	Lavaca School District
Charleston High School	Mansfield High School
County Line High School	Mountainburg High School
Fort Smith Public Schools	Prairie Grove School District
Future School of Fort Smith	Union Christian Academy
Grace Academy	

University of Arkansas at Little Rock (www.ualr.edu)

eStem High School
Greenbrier High School
Jacksonville High School

Little Rock School District
Little Rock Catholic High School
Mount St. Mary High School

University of Arkansas – Monticello (www.uamont.edu)

Arkansas Virtual Academy
Cornerstone Christian Academy
Crossett High School
Dermott High School
Dumas High School
Hamburg High School
Lakeside High School

McGehee High School
Monticello High School
Monticello Occupational Education Center
Parkers Chapel High School
Southeast Arkansas Community-Based
Education Center
White Hall High School

University of Central Arkansas (www.uca.edu)

Abundant Life Christian Academy
Central Arkansas Christian High School
Conway Christian School
Conway High School

Little Rock Christian Academy
St. Joseph School
Vilonia High School

Two-Year Institutions

Arkansas Northeastern College (www.anc.edu)

Armored High School	Holcomb High School
ARVA Destinations Career Academy	Kennett High School
Blytheville High School	KIPP Blytheville Collegiate High School
Buffalo Island Central High School	Manila High School
Campbell High School	North Pemiscot High School
Caruthersville High School	Osceola High School
Clarkton High School	Rivercrest High School
Cooter High School	Senath-Hornersville High School
Delta C-7 High School	South Pemiscot High School
East Poinsett County High School	Southland High School
Gosnell High School	
Hayti High School	

Arkansas State University-Beebe (www.asub.edu)

Arkansas Virtual Academy	LRSD Metro Campus
Bald Knob High School	Mount Vernon Enola High School
Beebe High School	Pangburn High School
Cabot High School	Quitman High School
Carlisle High School	Riverview High School
Concord High School	Rose Bud High School
Heber Springs High School	Searcy High School
Lonoke High School	West Side High School

Arkansas State University-Mid-South (www.asumidsouth.edu)

Earle School District	West Memphis Christian School
Marlon School District	West Memphis School District

Arkansas State University-Mountain Home (www.asumh.edu)

Arkansas Virtual Academy	Mountain Home Public Schools
Calico Rock Public Schools	Norfolk Public Schools
Cotter Public Schools	Ozark Mountain School District
Deer/Mt. Judea High School	Salem Public Schools
Flippin Public Schools	Viola Public Schools
Mountain Home Christian Academy	Yellville-Summit Public Schools

Arkansas State University-Newport (www.asun.edu)

Arkansas Virtual Academy High School	Northeast AR Career & Technical Center
Bay High School	Newport High School
Bradford High School	Trumann High School
Greene County Tech High School	Tuckerman High School
Marked Tree High School	

Arkansas State University-Three Rivers (www.asutr.edu)

Arkadelphia High School	Glen Rose High School
Benton High School	Sheridan High School
Bryant High School	

Arkansas Tech University-Ozark (www.atu.edu/ozark)

Arkansas Virtual Academy	Mullberry High School
Atkins High School	Oark/Jasper Public Schools
Booneville High School	Ozark Mountain Public Schools
Danville High School	Ozark High School
Deer-Mountain Judea High School	Paris High School
Greenwood High School	Pottsville High School
Hector High School	Responsive Ed AR Premier High School
Lamar High School	Two Rivers Public Schools
Lincoln High School	Van Buren High School
Magazine High School	Western Yell County High School

Black River Technical College (www.brtc.edu)

Arkansas Connections Academy	Maynard High School
Arkansas Virtual Academy	Piggott High School
Brookland High School	Pocahontas High School
Corning High School	Rector High School
Couch High School	Ridgefield Christian High School
Greene County Tech High School	Riverside High School
Hillcrest High School	Sloan Hendrix High School
Hoxie High School	Valley View High School
Marmaduke High School	Walnut Ridge High School

Cossatot Community College of UA (www.cccua.edu)

Arkansas Virtual Academy	Horatio High School
Ashdown High School	Kirby High School
Centerpoint High School	Mineral Springs High School
DeQueen High School	Nashville High School
Dierks High School	South Pike High School
Foreman High School	

East Arkansas Community College (www.eacc.edu)

Arkansas Virtual Academy	Harrisburg School District
Augusta School District	Lee Academy High School
Brinkley School District	Lee County School District
Calvary Christian School	McCrary School District
Cross County School District	Palestine-Wheatley School District
Forrest City School District	Wynne School District

National Park Community College (www.np.edu)

Arkansas Virtual Academy	Lake Hamilton High School
Cutter Morning Star High School	Lakeside High School
Fountain Lake High School	Mountain Pine High School
Hot Springs High School	National Park College Career Academy

North Arkansas College (www.northark.edu)

Alpena School	Harrison High School
AR Connections Academy High School	Huntsville High School
Arkansas Virtual Academy	Jasper High School
Baptist Preparatory	Kingston High School
Bergman High School	Lead Hill High School
Berryville High School	Mt. Judea High School
Clear Spring School	Omaha High School
Deer High School	St. Paul High School
Eureka Springs High School	Searcy County School District
Flippin High School	Valley Springs High School
Green Forest High School	Yellville-Summit High School

Northwest Arkansas Community College (www.nwacc.edu)

Arkansas Arts Academy	Lavaca Schools
Arkansas Virtual Academy	Lifeway Christian High School
Bentonville Schools	Lincoln High School
Decatur High School	Ozark Catholic Academy
Elkins High School	Pea Ridge High School
Eureka Springs High School	Prairie Grove High School
Farmington High School	PRISM Education Center
Fayetteville Christian High School	Rogers Schools
Fayetteville Schools	Shiloh Christian High School
Gentry High School	Siloam Springs High School
Gravette High School	Springdale Schools
Greenland High School	West Fork High School

Ozarka College (www.ozarka.edu)

AR Virtual Academy	Norfolk High School
Calico Rock High School	Salem High School
Cave City High School	Shirley High School
Izard Consolidated High School	Viola High School
Melbourne High School	

Phillips Community College of the University of Arkansas (www.pccua.edu)

AR Virtual Academy Charter School	Helena-West Helena School District & CTC
Barton/Lexa School District	KIPP Delta Collegiate High
Desoto School, Inc.	Marvell-Elaine School District
DeWitt Public Schools	Stuttgart School District
Dumas Public Schools	

Southeast Arkansas Community College (www.seark.edu)

AR Virtual Academy	Watson Chapel School District
Pine Bluff School District	White Hall School District

South Arkansas College (www.southark.edu)

Arkansas Connections Academy	Parkers Chapel Public Schools
Arkansas Virtual Academy	Smackover Public Schools
Bearden School District	South Arkansas and Smackover
Columbia Christian School	Strong-Huttig School District
El Dorado Public Schools	West Side Christian Schools
Junction City School District	

Southern Arkansas University-Tech (www.sautech.edu)

Bearden School District	Fordyce High School
Camden Fairview School District	Victory Christian School

University of Arkansas Community College at Batesville (www.uaccb.edu)

Arkansas Virtual Academy	Concord High School
Bald Knob High School	Hillcrest High School
Batesville High School Charter	Midland High School
Cave City High School	Southside Charter High School
Cedar Ridge High School	

University of Arkansas Pulaski Technical College (www.uaptc.edu)

Abundant Life Christian Academy	Lisa Academy North High School
Apostolic Christian Academy	Little Rock School District
Calvary Academy	Northeast Arkansas Career & Technical Center
Jacksonville High School	

University of Arkansas Rich Mountain Community College (www.rmcc.edu)

Caddo Hills High School	Mount Ida High School
Cossatot River High School	Ouachita River Schools
Mena High School	Waldron High School

University of Arkansas Community College Hope-Texarkana (www.uaht.edu)

Blevins School District	Lafayette County School District
Cornerstone Christian Academy	Nevada School District
Emerson-Taylor-Bradley School District	Prescott School District
Fouke School District	Spring Hill School District
Garrett Memorial Christian School	Texarkana Arkansas School District
Genoa Central School District	Trinity Christian School
Hope School District	

UA Community College at Morrilton (www.uaccm.edu)

Arkansas Virtual Academy	Nemo Vista School District
Atkins School District	Perryville School District
Clarksville School District	Pottsville School District
Conway School District	Russellville School District
Danville School District	Sacred Heart Catholic School District
Dover School District	South Conway County School District
East End School District	South Side Bee Branch School District
Greenbrier School District	Two Rivers School District
Guy-Perkins School District	Vilonia School District
Hector School District	Virtual Arkansas
Mayflower School District	Wonderview School District

Appendix E

2023-2024 Listing of Concurrent Tuition Amounts Charged to Students from AHECB Approved Institutions

According to ADHE Concurrent policy (3.15.6), all colleges and universities offering concurrent courses must establish tuition and fee rates for those students. Colleges and universities cannot claim any student semester credit hours or funding if tuition is not received by the institutions in any form. Annually, within the Concurrent End of Year Report, institutions must disclose the tuition amount charged to the student before any scholarships or discounts are administered. A comprehensive list of responses is detailed below.

Institution	High School Partner	Tuition (Before & After Scholarships)			Semester (Fall, Spring, or Both)	# of students who did not pay tuition
		Before	After	Unit		
ANC	Arkansas Virtual Academy	\$75/\$85	\$25	Per Credit Hour	Both	0
ANC	Armored High School	\$75	\$25	Per Credit Hour	Both	0
ANC	Blytheville High School	\$75	\$25	Per Credit Hour	Both	0
ANC	Buffalo Island Central High School	\$75	\$25	Per Credit Hour	Both	0
ANC	Campbell High School	\$85	\$25	Per Credit Hour	Both	0
ANC	Caruthersville High School	\$85	\$25	Per Credit Hour	Both	0
ANC	Clarkton High School	\$85	\$25	Per Credit Hour	Both	0
ANC	Cooter High School	\$85	\$25	Per Credit Hour	Both	0
ANC	Delta C-7 High School	\$85	\$25	Per Credit Hour	Both	0
ANC	Delta School	\$75	\$25	Per Credit Hour	Both	0
ANC	East Poinsett County High School	\$75	\$25	Per Credit Hour	Both	0
ANC	Gosnell High School	\$75	\$25	Per Credit Hour	Both	0
ANC	Hayti High School	\$85	\$25	Per Credit Hour	Both	0
ANC	Holcomb High School	\$85	\$25	Per Credit Hour	Both	0
ANC	Homeschool	\$75	\$25	Per Credit Hour	Both	0
ANC	Kennett High School	\$85	\$25	Per Credit Hour	Both	0
ANC	KIPP Blytheville Collegiate High School	\$75	\$25	Per Credit Hour	Both	0
ANC	Manila High School	\$75	\$25	Per Credit Hour	Both	0

Institution	High School Partner	Tuition (Before & After Scholarships)			Semester (Fall, Spring, or Both)	# of students who did not pay tuition
		Before	After	Unit		
ANC	North Pemiscot High School	\$85	\$25	Per Credit Hour	Both	0
ANC	Osceola High School	\$75	\$25	Per Credit Hour	Both	0
ANC	Rivercrest High School	\$75	\$25	Per Credit Hour	Both	0
ANC	Senath-Hornersville High School	\$85	\$25	Per Credit Hour	Both	0
ANC	South Pemiscot High School	\$85	\$25	Per Credit Hour	Both	0
ANC	Southland High School	\$85	\$25	Per Credit Hour	Both	0
ASUB	Arkansas Virtual Academy	\$125	\$0	Per course	Both	3
ASUB	Bald Knob	\$125	\$0	Per course	Both	1
ASUB	Beebe	\$125	\$0	Per course	Both	64
ASUB	Cabot	\$125	\$0	Per course	Both	194
ASUB	Concord	\$125	\$0	Per course	Both	28
ASUB	Heber Springs	\$125	\$0	Per course	Both	62
ASUB	Lonoke	\$125	\$0	Per course	Both	42
ASUB	Mount Vernon Enola	\$125	\$0	Per course	Both	38
ASUB	Pangburn	\$125	\$0	Per course	Both	29
ASUB	Quitman	\$125	\$0	Per course	Both	37
ASUB	Riverview	\$125	\$0	Per course	Both	48
ASUB	Rose Bud	\$125	\$0	Per course	Both	7
ASUB	Searcy	\$125	\$0	Per course	Both	177
ASUB	West Side	\$125	\$0	Per course	Both	23
ASUJ	Green County Tech	\$40	\$0	Per credit hour	Spring	125
ASUJ	Harmony Grove	\$40	\$0	Per credit hour	Spring	14
ASUJ	Jonesboro	\$40	\$0	Per credit hour	Spring	165
ASUJ	Nettleton	\$40	\$0	Per credit hour	Spring	21
ASUJ	Paragould	\$40	\$0	Per credit hour	Spring	58

Institution	High School Partner	Tuition (Before & After Scholarships)			Semester (Fall, Spring, or Both)	# of students who did not pay tuition
		Before	After	Unit		
ASUJ	Piggott	\$40	\$0	Per credit hour	Spring	1
ASUJ	Rector	\$40	\$0	Per credit hour	Spring	12
ASUJ	Ridgefield Christian	\$40	\$0	Per credit hour	Spring	13
ASUJ	Valley View	\$40	\$0	Per credit hour	Spring	179
ASUJ	West Memphis Christian	\$40	\$0	Per credit hour	Spring	10
ASUJ	Westside	\$40	\$0	Per credit hour	Spring	9
ASUMH	Arkansas Virtual Academy	\$150	\$25	per Course	Both	0
ASUMH	Calico Rock High School	\$150	\$0	per Course	Spring	1
ASUMH	Cotter High School	\$150	\$0	per Course	Both	65
ASUMH	Flippin High School	\$150	\$25	per Course	Both	0
ASUMH	Home School	\$150	\$25	per Course	Both	0
ASUMH	Mountain Home Christian Academy	\$150	\$25	per Course	Both	0
ASUMH	MH High School Career Academy	\$150	\$0	per Course	Both	383
ASUMH	Norfolk High School	\$150	\$0	per Course	Both	18
ASUMH	Salem High School	\$150	\$0	per Course	Both	15
ASUMH	Timbo High School	\$150	\$25	per Course	Spring	0
ASUMH	Viola High School	\$150	\$0	per Course	Both	13
ASUMH	Yellville Summit High School	\$150	\$25	per Course	Both	0
ASUMS	Earle High School	*	\$0	Per credit hour	Fall	36
ASUMS	Earle High School		\$0	Per credit hour	Spring	41
ASUMS	Marion High School	*	\$0	Per credit hour	Fall	201
ASUMS	Marion High School	*	\$0	Per credit hour	Spring	161
ASUMS	West Memphis High School	*	\$0	Per credit hour	Fall	266
ASUMS	West Memphis High School	*	\$0	Per credit hour	Spring	189
ASUMS	West Memphis Christian HS	*	\$0	Per credit hour	Fall	10

Institution	High School Partner	Tuition (Before & After Scholarships)			Semester (Fall, Spring, or Both)	# of students who did not pay tuition
		Before	After	Unit		
ASUMS	West Memphis Christian HS	*	\$0	Per credit hour	Spring	6
ASUN	*	\$107.00	\$45.00	Per Credit Hour	Both	194
ASUN	*	\$107.00	\$45.00	Per Credit Hour	Both	
ASUN	*	\$132.00	\$25.00	Per Credit Hour	Both	
ASUTR	Arkadelphia (DEAL)	\$454.00	\$102.00	Per course	Both semesters	
ASUTR	Arkadelphia (CE)	\$454.00	\$0	Per course	Both semesters	
ASUTR	Arkansas Christian Academy (DEAL)	\$454.00	\$102.00	Per course	Both semesters	
ASUTR	Arkansas Virtual Academy (DEAL)	\$454.00	\$102.00	Per course	Both semesters	
ASUTR	Benton (CE)	\$454.00	\$0.00	Per course	Both semesters	
ASUTR	Bismarck (DEAL)	\$454.00	\$102.00^	Per course	Both semesters	
ASUTR	Bryant (CE)	\$454.00	\$0	Per course	Both semesters	
ASUTR	Glen Rose (CE)	\$454.00	\$0	Per course	Both semesters	
ASUTR	Magnet Cove (DEAL)	\$454.00	\$102.00^	Per course	Both semesters	
ASUTR	Malvern (DEAL)	\$454.00	\$102.00	Per course	Both	
ASUTR	Poyen (DEAL)	\$454.00	\$102.00^	Per course	Both	
ASUTR	Sheridan (CE)	\$454.00	\$0	Per course	Both	
ATU	Alma High School	\$249.78	\$249.78	Per credit hour	Both	All*
ATU	Bauxite High School	\$249.78	\$249.78	Per credit hour	Both	All*
ATU	Cedarville High School	\$249.78	\$249.78	Per credit hour	Both	All*
ATU	Charleston High School	\$249.78	\$249.78	Per credit hour	Both	All*
ATU	Clarksville High School	\$249.78	\$249.78	Per credit hour	Both	All*
ATU	Clinton High School	\$249.78	\$249.78	Per credit hour	Both	All*
ATU	County Line High School	\$249.78	\$249.78	Per credit hour	Both	All*
ATU	Dardanelle High School	\$249.78	\$249.78	Per credit hour	Both	All*
ATU	Dover High School	\$249.78	\$249.78	Per credit hour	Both	All*

Institution	High School Partner	Tuition (Before & After Scholarships)			Semester (Fall, Spring, or Both)	# of students who did not pay tuition
		Before	After	Unit		
ATU	Greenland High School	\$249.78	\$249.78	Per credit hour	Both	All*
ATU	Greenwood High School	\$249.78	\$249.78	Per credit hour	Both	All*
ATU	Guy Perkins High School	\$249.78	\$249.78	Per credit hour	Both	All*
ATU	Magazine High School	\$249.78	\$249.78	Per credit hour	Both	All*
ATU	Mansfield High School	\$249.78	\$249.78	Per credit hour	Both	All*
ATU	Ozark High School	\$249.78	\$249.78	Per credit hour	Both	All*
ATU	Russellville High School	\$249.78	\$249.78	Per credit hour	Both	All*
ATU	Scranton High School	\$249.78	\$249.78	Per credit hour	Both	All*
ATU	South Side Bee Branch High School	\$249.78	\$249.78	Per credit hour	Both	All*
ATU	Van Buren High School	\$249.78	\$249.78	Per credit hour	Both	All*
ATU	Virtual Arkansas (Online)	\$249.78	\$249.78	Per credit hour	Both	All*
ATU	Western Yell County High School	\$249.78	\$249.78	Per credit hour	Both	All*
ATU	Arkansas Tech Career Center	\$136.01	136.01	Per credit hour	Both	All*
ATU	Booneville High School	\$136.01	136.01	Per credit hour	Both	All*
ATU	Charleston High School	\$136.01	136.01	Per credit hour	Both	All*
ATU	Greenwood High School	\$136.01	136.01	Per credit hour	Both	All*
ATU	Magazine High School	\$136.01	136.01	Per credit hour	Both	All*
ATU	Ozark High School	\$136.01	136.01	Per credit hour	Both	All*
BRTC	ARCA	\$41.67	\$0	Per credit hour	Both	2
BRTC	ARVA	\$41.67	\$0	Per credit hour	Both	1
BRTC	Brookland High School	\$41.67	\$0	Per credit hour	Both	152
BRTC	Corning High School	\$41.67	\$0	Per credit hour	Both	35
BRTC	Green County Tech High School	\$41.67	\$0	Per credit hour	Both	18
BRTC	Home School	\$41.67	\$0	Per credit hour	Both	5
BRTC	Hoxie High School	\$41.67	\$0	Per credit hour	Both	38

Institution	High School Partner	Tuition (Before & After Scholarships)			Semester (Fall, Spring, or Both)	# of students who did not pay tuition
		Before	After	Unit		
BRTC	Marmaduke High School	\$41.67	\$0	Per credit hour	Both	29
BRTC	Maynard High School	\$41.67	\$0	Per credit hour	Both	38
BRTC	Paragould High School	\$41.67	\$0	Per credit hour	Both	4
BRTC	Piggott High School	\$41.67	\$0	Per credit hour	Both	1
BRTC	Pocahontas High School	\$41.67	\$0	Per credit hour	Both	100
BRTC	Rector High School	\$41.67	\$0	Per credit hour	Both	13
BRTC	Ridgefield Christian School	\$41.67	\$0	Per credit hour	Both	1
BRTC	Sloan Hendrix High School	\$41.67	\$0	Per credit hour	Both	25
BRTC	Valley View High School	\$41.67	\$0	Per credit hour	Both	52
BRTC	Walnut Ridge High School	\$41.67	\$0	Per credit hour	Both	66
CCUA	ARVA	\$125	\$0	Per course	Both	3
CCUA	Ashdown High School	\$125	\$0	Per course	Both	45
CCUA	Centerpoint High School	\$125	\$0	Per course	Both	9
CCUA	Cossatot River High School	\$125	\$0	Per course	Both	1
CCUA	De Queen High School	\$125	\$0	Per course	Both	97
CCUA	Dierks High School	\$125	\$0	Per course	Both	41
CCUA	Foreman High School	\$125	\$0	Per course	Both	31
CCUA	Horatio High School	\$125	\$0	Per course	Both	8
CCUA	Kirby High School	\$125	\$0	Per course	Both	17
CCUA	Mineral Springs High School	\$125	\$0	Per course	Both	8
CCUA	South Pike High School	\$125	\$0	Per course	Both	46
CCUA	Nashville High School	\$125	\$0	Per course	Both	36
EACC	Arkansas Virtual Academy	\$106	\$21	Per credit hour	Both	*
EACC	Augusta	\$106	\$21	Per credit hour	Both	35
EACC	Brinkley	\$106	\$21	Per credit hour	Both	26

Institution	High School Partner	Tuition (Before & After Scholarships)			Semester (Fall, Spring, or Both)	# of students who did not pay tuition
		Before	After	Unit		
EACC	Calvary	\$96	\$21	Per credit hour	Both	5
EACC	Cross County	\$106	\$21	Per credit hour	Both	43
EACC	Forrest City	\$96	\$21	Per credit hour	Both	222
EACC	Harrisburg	\$106	\$21	Per credit hour	Both	33
EACC	Lee Academy	\$106	\$21	Per credit hour	Both	32
EACC	Lee High	\$106	\$21	Per credit hour	Both	52
EACC	McCrary	\$106	\$21	Per credit hour	Both	52
EACC	Palestine	\$96	\$21	Per credit hour	Both	163
EACC	Wynne	\$106	\$21	Per credit hour	Both	233
NAC	Alpena High School	\$150	\$25	Per course	Both	0
NAC	Arkansas Connections Academy	\$150	\$25	Per course	Both	0
NAC	Arkansas Virtual Academy	\$150	\$25	Per course	Spring	0
NAC	Bergman High School	\$150	\$25	Per course	Both	0
NAC	Berryville High School	\$150	\$25	Per course	Both	0
NAC	Bruno-Pyatt Schools	\$150	\$25	Per course	Both	0
NAC	Clear Spring School	\$150	\$25	Per course	Both	0
NAC	Clinton High School	\$150	\$25	Per course	Both	0
NAC	Deer High School	\$150	\$25	Per course	Both	0
NAC	Eureka Springs High School	\$150	\$25	Per course	Both	2
NAC	Flippin High School	\$150	\$25	Per course	Both	0
NAC	Green Forest High School	\$150	\$25	Per course	Both	0
NAC	Harrison High School	\$150	\$25	Per course	Both	1
NAC	Home School	\$150	\$25	Per course	Both	1
NAC	Huntsville High School	\$150	\$25	Per course	Both	0
NAC	Jasper High School	\$150	\$25	Per course	Both	0

Institution	High School Partner	Tuition (Before & After Scholarships)			Semester (Fall, Spring, or Both)	# of students who did not pay tuition
		Before	After	Unit		
NAC	Kingston High School	\$150	\$25	Per course	Both	2
NAC	Lead Hill High School	\$150	\$25	Per course	Both	0
NAC	Marshall High School	\$150	\$25	Per course	Both	0
NAC	Mount Judea High School	\$150	\$25	Per course	Both	0
NAC	Omaha High School	\$150	\$25	Per course	Both	0
NAC	Saint Joe High School	\$150	\$25	Per course	Both	0
NAC	Valley Springs High School	\$150	\$25	Per course	Both	1
NAC	Western Grove High School	\$150	\$25	Per course	Both	0
NAC	Yellville Summit High School	\$150	\$25	Per course	Both	0
NAC	Alpena High School*	\$252	\$0	Per course	Both	0
NAC	Arkansas Connections Academy*	\$252	\$0	Per course	Both	0
NAC	Bergman High School*	\$252	\$0	Per course	Both	0
NAC	Berryville High School*	\$333	\$0	Per course	Both	0
NAC	Bruno-Pyatt Schools*	\$333	\$0	Per course	Fall	0
NAC	Deer High School*	\$333	\$0	Per course	Both	0
NAC	Eureka Springs High School*	\$333	\$0	Per course	Both	0
NAC	Green Forest High School*	\$333	\$0	Per course	Both	0
NAC	Harrison High School*	\$252	\$0	Per course	Both	0
NAC	Home School*	\$333	\$0	Per course	Both	0
NAC	Huntsville High School*	\$333	\$0	Per course	Both	0
NAC	Jasper High School*	\$333	\$0	Per course	Both	0
NAC	Kingston High School*	\$333	\$0	Per course	Both	0
NAC	Lead Hill High School*	\$252	\$0	Per course	Both	0
NAC	Mount Judea High School*	\$333	\$0	Per course	Both	0
NAC	Olympus High School*	\$549	\$0	Per course	Spring	0

Institution	High School Partner	Tuition (Before & After Scholarships)			Semester (Fall, Spring, or Both)	# of students who did not pay tuition
		Before	After	Unit		
NAC	Omaha High School*	\$252	\$0	Per course	Both	0
NAC	Saint Joe High School*	\$333	\$0	Per course	Both	0
NAC	Valley Springs High School*	\$252	\$0	Per course	Both	0
NAC	Western Grove High School*	\$333	\$0	Per course	Both	0
NAC	Yellville Summit High School*	\$333	\$0	Per course	Both	0
NPC	Cutter Morning Star High School	\$125	\$125	per course	Both	21
NPC	Fountain Lake High School	\$125	\$125	per course	Both	45
NPC	Hot Springs World Class High School	\$125	\$125	per course	Both	6
NPC	Jessieville High School	\$125	\$125	per course	Both	63
NPC	Lake Hamilton High School	\$125	\$125	per course	Both	151
NPC	Lakeside High School	\$125	\$125	per course	Both	124
NPC	Mountain Pine High School	\$125	\$125	per course	Both	20
NPC	Home School	\$125	\$125	per course	Both	27
NWACC	Arkansas Arts Academy	\$96	\$0	Per course	Both	15
NWACC	Arkansas Virtual Academy	\$96	\$0	Per course	Both	0
NWACC	Bentonville High School	\$96	\$0	Per course	Both	337
NWACC	Bentonville West	\$96	\$0	Per course	Both	169
NWACC	Decatur High School	\$174	\$49	Per course	Both	0
NWACC	Don Tyson School of Innovation	\$174	\$49	Per course	Both	0
NWACC	Elkins High School	\$174	\$49	Per course	Both	0
NWACC	Farmington High School	\$174	\$49	Per course	Both	0
NWACC	Fayetteville Christian Schools	\$174	\$49	Per course	Both	0
NWACC	Fayetteville Sr High School	\$174	\$49	Per course	Both	0
NWACC	Fayetteville Virtual Academy	\$174	\$49	Per course	Both	0
NWACC	Gentry High School	\$174	\$49	Per course	Both	0
NWACC	Gravette High School	\$174	\$49	Per course	Both	0
NWACC	Greenland High School	\$174	\$49	Per course	Both	0

Institution	High School Partner	Tuition (Before & After Scholarships)			Semester (Fall, Spring, or Both)	# of students who did not pay tuition
		Before	After	Unit		
NWACC	Haas Hall Academy	\$96	\$0	Per course	Both	0
NWACC	Har-Ber High School	\$174	\$49	Per course	Both	0
NWACC	Heritage High School	\$96	\$0	Per course	Both	142
NWACC	Home School	\$96	\$45	Per course	Both	0
NWACC	Life Way Christian	\$96	\$0	Per course	Both	24
NWACC	Lincoln High School	\$174	\$49	Per course	Both	0
NWACC	New Tech High School	\$96	\$0	Per course	Both	150
NWACC	Ozark Catholic Academy	\$174	\$49	Per course	Both	0
NWACC	Pea Ridge Public School	\$174	\$49	Per course	Both	0
NWACC	Prairie Grove High School	\$174	\$49	Per course	Both	0
NWACC	Prism Education Center	\$174	\$49	Per course	Both	0
NWACC	Providence Academy	\$96	\$0	Per course	Both	0
NWACC	Rogers High School	\$96	\$0	Per course	Both	118
NWACC	Shiloh Christian High School	\$174	\$49	Per course	Both	0
NWACC	Siloam Springs High School	\$174	\$49	Per course	Both	0
NWACC	Springdale Senior High School	\$174	\$49	Per course	Both	0
NWACC	West Fork High School	\$174	\$49	Per course	Both	0
OZC	Cave City High School	\$124	\$50	Per Credit Hour	Both	45
OZC	Highland High School	\$124	\$50	Per Credit Hour	Both	135
OZC	Home School	\$124	\$50	Per Credit Hour	Both	2
OZC	Izard County Consolidated School	\$124	\$50	Per Credit Hour	Both	18
OZC	Mammoth Spring High School	\$124	\$50	Per Credit Hour	Both	16
OZC	Melbourne High School	\$124	\$50	Per Credit Hour	Both	70
OZC	Mountain View High School	\$124	\$50	Per Credit Hour	Both	37
OZC	Norfolk High School	\$124	\$50	Per Credit Hour	Both	7

Institution	High School Partner	Tuition (Before & After Scholarships)			Semester (Fall, Spring, or Both)	# of students who did not pay tuition
		Before	After	Unit		
OZC	Rural Special High School	\$124	\$50	Per Credit Hour	Both	0
OZC	Salem High School	\$124	\$50	Per Credit Hour	Both	45
OZC	Timbo High School	\$124	\$50	Per Credit Hour	Both	1
OZC	Viola High School	\$124	\$50	Per Credit Hour	Both	34
PCCUA	DeWitt School District/College	\$225.00	\$168.75	Per course	Fall	33
PCCUA	DeWitt School District/College	\$225.00	\$168.75	Per course	Spring	33
PCCUA	DeWitt School District/at HS	\$225.00	\$168.75	Per course	Both	114
PCCUA	DeWitt School District/at HS	\$225.00	\$0.00	Per course	Spring	6
PCCUA	DeWitt School District SC	\$0.00	\$0.00	Per course	Fall	144
PCCUA	DeWitt School District SC	\$0.00	\$0.00	Per course	Spring	140
PCCUA	Dumas School District/at DHS	\$225.00	\$168.75	Per course	Fall	14
PCCUA	Dumas School District/at DHS	\$225.00	\$168.75	Per course	Spring	10
PCCUA	Barton School District/College	\$225.00	\$168.75	Per course	Fall	5
PCCUA	Barton School District/College	\$225.00	\$168.75	Per course	Spring	3
PCCUA	Helena-West Helena Sch. Dis./College	\$225.00	\$168.75	Per course	Fall	4
PCCUA	Helena-West Helena Sch. Dis./College	\$225.00	\$168.75	Per course	Spring	3
PCCUA	Helena-West Helena. SC	\$0.00	\$0.00	Per course	Fall	162
PCCUA	Helena West Helena SC	\$0.00	\$0.00	Per course	Spring	162
PCCUA	KIPP Delta Prep HS/College	\$225.00	\$168.75	Per course	Fall	21
PCCUA	KIPP Delta Prep HS/College	\$225.00	\$168.75	Per course	Spring	26
PCCUA	Marvel Sch Dist/College	\$225.00	\$168.75	Per course	Fall	0
PCCUA	Marvel Sch Dist/College	\$225.00	\$168.75	Per course	Spring	0
PCCUA	Marvel Academy	\$225.00	\$168.75	Per course	Spring	1
PCCUA	Desoto Sch. Dist.	\$225.00	\$168.75	Per course	Fall	40
PCCUA	Desoto Sch. Dist.	\$225.00	\$168.75	Per course	Spring	40

Institution	High School Partner	Tuition (Before & After Scholarships)			Semester (Fall, Spring, or Both)	# of students who did not pay tuition
		Before	After	Unit		
PCCUA	Desoto Sch. Dist.	\$225.00	\$168.75	Per course	Both	
PCCUA	Clarendon School District/SC	\$0	\$0	Per course	Spring	0
PCCUA	Stuttgart School District /College	\$225.00	\$168.75	Per course	Fall	2
PCCUA	Stuttgart School District /Colleges	\$225.00	\$168.75	Per course	Spring	0
PCCUA	Stuttgart School District @ SHS	\$225.00	\$168.75	Per course	Fall	33
PCCUA	Stuttgart School District @ SHS	\$225.00	\$168.75	Per course	Spring	32
PCCUA	Stuttgart School District/SC	\$0	\$0	Per course	Fall	156
PCCUA	Stuttgart School District/SC	\$0	\$0	Per course	Spring	163
SAC	Arkansas Connections Academy	\$41.67*	\$0*	Per credit hour	Both	3
SAC	Arkansas Virtual Academy	\$41.67*	\$0*	Per credit hour	Both	4
SAC	Columbia Christian School	\$41.67*	\$0*	Per credit hour	Both	0
SAC	El Dorado High School	\$41.67*	\$0*	Per credit hour	Both	267
SAC	Home School	\$41.67*	\$0*	Per credit hour	Both	3
SAC	Junction City High School	\$41.67*	\$0*	Per credit hour	Both	21
SAC	Louisiana Schools	\$41.67*	\$0*	Per credit hour	Both	2
SAC	Parkers Chapel High School	\$41.67*	\$0*	Per credit hour	Both	79
SAC	Smackover High School	\$41.67*	\$0*	Per credit hour	Both	134
SAC	Strong High School	\$41.67*	\$0*	Per credit hour	Both	12
SAC	West Side Christian School	\$41.67*	\$0*	Per credit hour	Both	11
SAUM	Arkansas Connections Academy	\$240.00	\$0	Credit Hour	Both	21
SAUM	Arkansas Virtual Academy	\$240.00	\$0	Credit Hour	Both	1
SAUM	Bradley High School	\$240.00	\$0	Credit Hour	Both	25
SAUM	Columbia Christian School	\$240.00	\$0	Credit Hour	Both	16
SAUM	Community Christian School	\$240.00	\$0	Credit Hour	Both	1
SAUM	DeSoto School	\$240.00	\$0	Credit Hour	Both	5

Institution	High School Partner	Tuition (Before & After Scholarships)			Semester (Fall, Spring, or Both)	# of students who did not pay tuition
		Before	After	Unit		
SAUM	Emerson High School	\$240.00	\$0	Credit Hour	Both	12
SAUM	Glen Rose High School	\$240.00	\$0	Credit Hour	Both	35
SAUM	Gurdon High School	\$240.00	\$0	Credit Hour	Both	20
SAUM	Harmony Grove High School	\$240.00	\$0	Credit Hour	Both	81
SAUM	Home Schooled	\$240.00	\$0	Credit Hour	Both	63
SAUM	Magnolia High School	\$240.00	\$0	Credit Hour	Both	155
SAUM	Taylor High School	\$240.00	\$0	Credit Hour	Both	46
SAUM	The Baptist Preparatory School	\$240.00	\$0	Credit Hour	Both	56
SAUM	White Hall High School	\$240.00	\$0	Credit Hour	Both	10
SAUT	Bearden School District	\$108 on campus/ \$54 hrs	\$108/ \$54	Per credit hour	Both/ spring	16/6
SAUT	Camden Fairview School District	\$54	\$54	Per credit hour	Both	6 fall /0 spring
SAUT	Harmony Grove School District	\$108	\$108	Per credit hour	Both	5 fall/8 spring
SAUT	Hampton School District	\$54	\$54	Per credit hour	Both	7 fall/7 spring
SAUT	Fordyce School District	\$54	\$54	Per credit hour	Both	6 fall/10 spring
SAUT	Cleveland County School District	\$54	\$54	Per credit hour	Both	12 fall/12 spring
SAUT	Arkansas Virtual Academy	\$54	\$54	Per credit hour	Both	1 fall/1 spring
SAUT	Magnolia School District	\$54	\$54	Per credit hour	spring	15 spring
SAUT	Victory Christian	\$54	\$54	Per credit hour	Both	1 fall/1 spring
SEARK	Arkansas Connections Academy	\$115	\$0	Per credit hour	Fall	2
SEARK	Watson Chaple School District	\$115	\$0	Per credit hour	Fall	48
SEARK	White Hall School District	\$115	\$0	Per credit hour	Fall	11
SEARK	AR Virtual Academy	\$115	\$0	Per credit hour	Fall	1
UACCB	Bald Knob High School	\$87	\$50	Per credit hour	Both	
UACCB	Batesville High School	\$87	\$50	Per credit hour	Both	8
UACCB	Southside High School	\$87	\$50	Per credit hour	Both	

Institution	High School Partner	Tuition (Before & After Scholarships)			Semester (Fall, Spring, or Both)	# of students who did not pay tuition
		Before	After	Unit		
UACCB	Midland High School	\$87	\$50	Per credit hour	Both	
UACCB	AR Virtual Academy	\$87	\$50	Per credit hour	Both	
UACCB	Cedar Ridge High School	\$87	\$50	Per credit hour	Both	2
UACCB	Concord High School	\$87	\$50	Per credit hour	Both	
UACCB	Cave City High School	\$87	\$50	Per credit hour	Both	
UACCB	Hillcrest High School	\$87	\$50	Per credit hour	Both	
UACCB	AR Connection Academy	\$87	\$50	Per credit hour	Both	
UACCHT	Arkansas High School	\$134.09	\$51.79	Per credit hour	Fall	210
UACCHT	Arkansas High School	\$131.46	\$75.31	Per credit hour	Spring	185
UACCHT	Arkansas Virtual Academy	\$154.54	\$55.23	Per credit hour	Fall	1
UACCHT	Arkansas Virtual Academy	\$175.06	\$53.11	Per credit hour	Spring	1
UACCHT	Ashdown High School	\$170.67	\$0	Per credit hour	Spring	4
UACCHT	Blevins High School	\$125.29	\$0	Per credit hour	Fall	13
UACCHT	Blevins High School	\$135.40	\$0	Per credit hour	Spring	28
UACCHT	Cornerstone Christian Academy	\$156.78	\$34.23	Per credit hour	Fall	0
UACCHT	Cornerstone Christian Academy	\$150.07	\$33.37	Per credit hour	Spring	0
UACCHT	Fouke School District	\$137.29	\$0.00	Per credit hour	Fall	69
UACCHT	Fouke School District	\$142.46	\$0.00	Per credit hour	Spring	60
UACCHT	Garrett Memorial Christian School	\$132.50	\$28.05	Per credit hour	Fall	0
UACCHT	Garrett Memorial Christian School	\$150.33	\$33.50	Per credit hour	Spring	0
UACCHT	Genoa Central High School	\$144.19	\$38.16	Per credit hour	Fall	2
UACCHT	Genoa Central High School	\$138.47	\$34.96	Per credit hour	Spring	2
UACCHT	Homeschool Students	\$151.65	\$26.67	Per credit hour	Fall	1
UACCHT	Homeschool Students	\$131.50	\$24.08	Per credit hour	Spring	1
UACCHT	Hope High School	\$129.65	\$0	Per credit hour	Fall	97

Institution	High School Partner	Tuition (Before & After Scholarships)			Semester (Fall, Spring, or Both)	# of students who did not pay tuition
		Before	After	Unit		
UACCHT	Hope High School	\$127.01	\$61.85	Per credit hour	Spring	116
UACCHT	Lafayette County High School	\$153.67	\$0	Per credit hour	Fall	11
UACCHT	Lafayette County High School	\$154.42	\$0	Per credit hour	Spring	16
UACCHT	Nevada High School	\$154.16	\$0	Per credit hour	Fall	3
UACCHT	Nevada High School	\$137.08	\$0	Per credit hour	Spring	15
UACCHT	Premier High School	\$169.95	\$0	Per credit hour	Fall	4
UACCHT	Premier High School	\$162.21	\$0	Per credit hour	Spring	3
UACCHT	Prescott High School	\$147.77	\$0	Per credit hour	Fall	45
UACCHT	Prescott High School	\$148.68	\$0	Per credit hour	Spring	41
UACCHT	Spring Hill High School	\$144.03	\$28.62	Per credit hour	Fall	8
UACCHT	Spring Hill High School	\$125.06	\$57.78	Per credit hour	Spring	14
UACCHT	Taylor High School	\$150.66	\$0.00	Per credit hour	Fall	18
UACCHT	Taylor High School	\$150.11	\$0.00	Per credit hour	Spring	20
UACCHT	Trinity Christian School	\$146.00	\$46.45	Per credit hour	Fall	0
UACCHT	Trinity Christian School	\$147.63	\$36.97	Per credit hour	Spring	0
UACCM	Arkansas Connections Academy	\$112	\$112	Per credit hour	Both	0
UACCM	Atkins High School	\$112	\$0	Per credit hour	Both	9
UACCM	Clarksville High School	\$112	\$0	Per credit hour	Both	66
UACCM	Danville High School	\$112	\$21	Per credit hour	Both	0
UACCM	Greenbrier High School	\$112	\$0	Per credit hour	Both	206
UACCM	Morrilton High School	\$102	\$0	Per credit hour	Both	101
UACCM	Nemo Vista High School	\$102	\$0	Per credit hour	Both	11
UACCM	Perryville High School	\$112	\$21	Per credit hour	Both	0
UACCM	Pottsville High school	\$112	\$112	Per credit hour	Both	0
UACCM	Sacred Heart high School	\$102	\$0	Per credit hour	Both	6

Institution	High School Partner	Tuition (Before & After Scholarships)			Semester (Fall, Spring, or Both)	# of students who did not pay tuition
		Before	After	Unit		
UACCM	South Side bee Branch	\$112	\$16	Per credit hour	Both	0
UACCM	Vilonia High School	\$102	\$0	Per credit hour	Fall	1
UACCM	Wonderview High School	\$102	\$0	Per credit hour	Both	3
UACCM	Conway High School	\$112	\$112	Per credit hour	Spring	0
UACCM	Dover High School	\$112	\$21	Per credit hour	Spring	0
UACCM	East End High School	\$112	\$21	Per credit hour	Spring	0
UACCRM	Acorn	\$179	\$72	Per credit hour	Both	36 Fall; 38 Spring
UACCRM	Caddo Hills	\$179	\$72	Per credit hour	Both	11 Fall; 11 Spring
UACCRM	Cossatot River	\$179	\$72	Per credit hour	Both	34 Fall; 33 Spring
UACCRM	Mena	\$179	\$72	Per credit hour	Both	0
UACCRM	Mount Ida	\$179	\$72	Per credit hour	Both	0
UACCRM	Oden	\$179	\$72	Per credit hour	Both	7 Fall; 9 Spring
UACCRM	Umpire	\$179	\$72	Per credit hour	Both	1 Fall; 2 Spring
UACCRM	Waldron	\$179	\$72	Per credit hour	Both	0
UAFS	AR School of Math, Science and the Arts	\$921.75	\$0 to 125	Per course	Both	unknown
UAFS	Greenwood High School	\$951.75	\$0 to 125	Per course	Both	unknown
UAFS	Northside High School	\$281.25	\$0	Per credit hour	Both	100%
UAFS	Southside High School	\$281.25	\$0	Per credit hour	Both	100%
UAFS	Prairie Grove High School	\$921.75	\$0 to 150	Per course	Both	unknown
UAFS	Van Buren High School	\$921.75	\$0	Per course	Both	100%
UAFS	Booneville High School	\$951.75	\$0	Per course	Both	100%
UAFS	Cedarville High School	\$951.75	\$0	Per course	Both	100%
UAFS	Charleston High School	\$951.75	\$0 to 150	Per course	Both	unknown
UAFS	Hackett High School	\$951.75	\$0	Per course	Both	100%
UAFS	Grace Academy	\$951.75	\$0 to 250	Per course	Both	unknown

Institution	High School Partner	Tuition (Before & After Scholarships)			Semester (Fall, Spring, or Both)	# of students who did not pay tuition
		Before	After	Unit		
UAFS	Union Christian	\$951.75	\$0 to 250	Per course	Both	unknown
UAFS	Alma High School	\$281.25	\$0	Per credit hour	Both	100%
UAFS	Booneville High School	\$281.25	\$0	Per credit hour	Both	100%
UAFS	Cedarville High School	\$281.25	\$0	Per credit hour	Both	100%
UAFS	Charleston High School	\$281.25	\$0	Per credit hour	Both	100%
UAFS	County Line High School	\$281.25	\$0	Per credit hour	Both	100%
UAFS	Future School of Fort Smith	\$281.25	\$0	Per credit hour	Both	100%
UAFS	Greenwood High School	\$281.25	\$0	Per credit hour	Both	100%
UAFS	Hackett High School	\$281.25	\$0	Per credit hour	Both	100%
UAFS	Lavaca High School	\$281.25	\$0	Per credit hour	Both	100%
UAFS	Mansfield High School	\$281.25	\$0	Per credit hour	Both	100%
UAFS	Magazine High School	\$281.25	\$0	Per credit hour	Both	100%
UAFS	Mountainburg High School	\$281.25	\$0	Per credit hour	Both	100%
UAFS	Mulberry/Pleasant View Bi-County High School	\$281.25	\$0	Per credit hour	Both	100%
UAFS	Northside High School	\$281.25	\$0	Per credit hour	Both	100%
UAFS	Ozark High School	\$281.25	\$0	Per credit hour	Both	100%
UAFS	Paris High School	\$281.25	\$0	Per credit hour	Both	100%
UAFS	River Valley Virtual School	\$281.25	\$0	Per credit hour	Both	100%
UAFS	Southside High School	\$281.25	\$0	Per credit hour	Both	100%
UAFS	Van Buren High School	\$281.25	\$0	Per credit hour	Both	100%
UAFS	Waldron High School	\$281.25	\$0	Per credit hour	Both	100%
UAFS	Arkansas Virtual Academy (ARVA)	\$281.25	\$0	Per credit hour	Both	100%
UAFS	Premier High School - Fort Smith	\$281.25	\$0	Per credit hour	Both	100%
UALR	Catholic High School	\$100.00	\$100.00	Per course	Both	181
UALR	eStem High School	\$100.00	\$0	Per course	Both	120

Institution	High School Partner	Tuition (Before & After Scholarships)			Semester (Fall, Spring, or Both)	# of students who did not pay tuition
		Before	After	Unit		
UALR	Greenbrier High School	\$100.00	\$0	Per course	Both	190
UALR	Jacksonville High School	\$100.00	\$0	Per course	Both	24
UALR	Joe T Robinson	\$100.00	\$0	Per course	Both	32
UALR	Little Rock Southwest	\$100.00	\$0	Per course	Both	9
UALR	Little Rock West School of Innovation	\$100.00	\$0	Per course	Both	26
UALR	Maumelle Charter	\$100.00	\$0	Per course	Both	26
UALR	Maumelle HS	\$100.00	\$0	Per course	Both	45
UALR	Morrilton HS	\$100.00	\$0	Per course	Both	1
UALR	Mt St Mary	\$100.00	\$100.00	Per course	Both	72
UALR	Parkview HS	\$100.00	\$0	Per course	Both	73
UALR	Sylvan Hills	\$100.00	\$0	Per course	Both	134
UALR	Vilonia HS	\$100.00	\$0	Per course	Both	151
UALR	Vilonia Pathways	\$100.00	\$0	Per course	Both	2
UALR	Wilber D Mills	\$100.00	\$0	Per course	Both	14
UALR	LR Excel	\$100.00	\$0	Per course	Both	6
UALR	Pulaski Academy	\$100.00	\$0	Per course	Both	38
UAM	Crossett High School	\$295.25	\$133.75	Per credit hour	Both	52
UAM	Dermott High School	\$295.25	\$133.75	Per credit hour	Both	*
UAM	Dumas High School	\$295.25	\$133.75	Per credit hour	Both	*
UAM	Hamburg High School	\$295.25	\$133.75	Per credit hour	Both	76
UAM	Lakeside High School	\$295.25	\$133.75	Per credit hour	Both	*
UAM	McGehee High School	\$295.25	\$133.75	Per credit hour	Both	13
UAM	Monticello Occupational Education Center	\$295.25	\$133.75	Per credit hour	Both	112
UAM	Parkers Chapel High School	\$295.25	\$133.75	Per credit hour	Both	32

Institution	High School Partner	Tuition (Before & After Scholarships)			Semester (Fall, Spring, or Both)	# of students who did not pay tuition
		Before	After	Unit		
UAM	Southeast Arkansas Community - Based Education Center (SEACBEC)	\$295.25	\$133.75	Per credit hour	Both	89
UAM	White Hall High School	\$295.25	\$133.75	Per credit hour	Both	129
UAPTC	Abundant Life Christian Academy	\$99	\$0	Per course	Fall	9
UAPTC	Calvary Academy	\$300	175	Per course	Fall	0
UAPTC	Jacksonville	\$300	\$175	Per course	Fall	0
UAPTC	Lisa Academy North	\$99	\$0	Per course	Fall	8
UAPTC	North Little Rock High School	\$99	\$0	Per course	Fall	45
UAPTC	Parkview Magnet High School	\$99	\$0	Per course	Fall	11
UAPTC	Southwest Christian Academy	\$300	\$175	Per course	Fall	0
UAPTC	Metropolitan Career Technical Center	\$99	\$99	Per course	Fall	0
UAPTC	Abundant Life Christian Academy	\$300	\$175	Per course	Spring	0
UAPTC	Calvary Academy	\$300	\$175	Per course	Spring	0
UAPTC	Jacksonville High School	\$300	\$175	Per course	Spring	0
UAPTC	Lisa Academy North	\$99	\$0	Per course	Spring	10
UAPTC	Metropolitan Career Technical Center	\$99	\$99	Per course	Spring	0
UAPTC	North Little Rock High School	\$99	\$0	Per course	Spring	44
UAPTC	Northeast Arkansas Career and Technical Center	\$99	\$99	Per course	Spring	0
UAPTC	Parkview Magnet High School	\$99	\$0	Per course	Spring	17
UAPTC	Parkview Magnet High School	\$300	\$125	Per course	Spring	0
UAPTC	Southwest Christian Academy	\$99	\$0	Per course	Spring	6
UAPTC	Southwest Christian Academy	\$300	\$175	Per course	Spring	5
UCA	Arkansas Virtual Academy	\$238	\$0	Per credit hour	Both	
UCA	Central Arkansas Christian HS	\$238	\$10	Per credit hour	Both	12
UCA	Conway Christian HS	\$238	\$10	Per credit hour	Both	5

Institution	High School Partner	Tuition (Before & After Scholarships)			Semester (Fall, Spring, or Both)	# of students who did not pay tuition
		Before	After	Unit		
UCA	Conway HS	\$238	\$0	Per credit hour	Both	
UCA	Episcopal Collegiate	\$238	\$10	Per credit hour	Spring Only	3
UCA	Little Rock Christian Academy	\$238	\$10	Per credit hour	Both	2
UCA	St. Joseph HS	\$238	\$10	Per credit hour	Both	

1. ASUN: Courses that were eligible for the concurrent challenge scholarship with the courses being provided by their own high school faculty.
2. ASUMS: \$127 in county \$148 other in-state. Sources of funding are institutional scholarships and secondary tech center funding. Out of State (\$190) and International Tuition (\$347) rates are charged if applicable. Approximately 5% of concurrent students' due pay tuition if they are not eligible for institutional scholarships or secondary technical center funding.
3. ASUTR: *Data is based on Sophomores, Juniors & Seniors enrolled in two or fewer classes per semester. Data is based on a 3-credit-hour course. **Concurrent Enrollment (CE), as defined by ASUTR, courses taught at the high school campus, by high school faculty. ***DEAL Program (DEAL), courses taught online or at ASUTR campus, by ASUTR faculty. ^School district pays remaining student tuition. Note: Career Center students are fully funded through the Office of Skills Development.
4. ATU: *Tuition charged to students on the Russellville and Ozark campuses is paid by the high school, not the student. Tuition charged to students at the Arkansas Tech Career Center (ATCC) is covered by Vocational Center Aid.
5. EACC: Arkansas Virtual Academy students were directly charged tuition and fees during regular terms.
6. NAC: *Northark Technical Center Enrollment
7. SAC: **\$41.67 per credit hour, or \$125 for a 3-hour course; Secondary Tech public school tuition is paid through the Office of Skills Development (OSD). **_\$0 for a 3-hour course; \$41.67 for a 4-hour course after the \$125 scholarship is applied.
8. UAM: MOEC pays for these students. They are included in the MOEC count.